

# Electronic Hygrotherm ETF 012



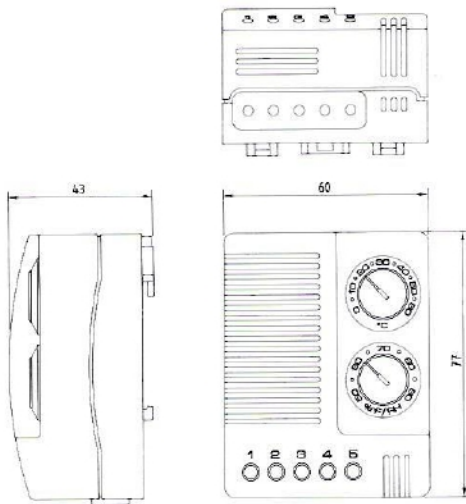
- **Temperature and humidity adjustable**
- **Optical operating display (LED)**
- **High switching capacity**
- **Clip fixing**

The electronic hygrotherm senses the ambient temperature and relative humidity in an enclosure with electric/electronic components, and turns on a heater (or alternatively, a fan) at either set point, helping prevent the formation of condensation in the enclosure. The LED integrated in the adjustment knob on the active controller is lit when the connected device is in operation.

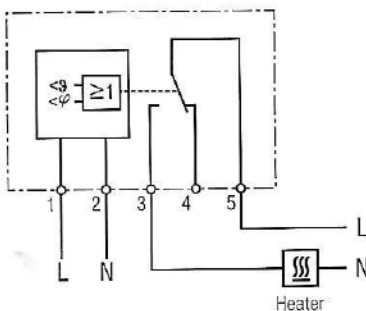


## Technical Data

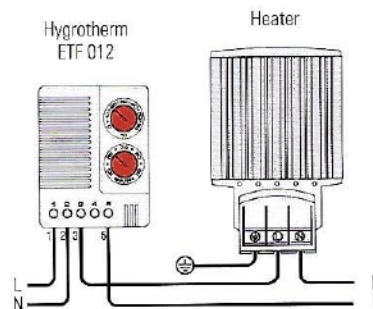
<b>Switch difference (temperature)</b>	2K ( $\pm 1K$ tolerance) at 25°C/77°F (50% RH)
<b>Switch difference (humidity)</b>	4% RH ( $\pm 1%$ tolerance) at 25°C/77°F (50% RH)
<b>Reaction time (humidity)</b>	5 sec.
<b>Contact type</b>	change-over contact (relay)
<b>Service life</b>	NC: > 50,000 cycles NO: > 100,000 cycles
<b>Max. Switching capacity (Relay output)</b>	NC: 240VAC, 6 (1) A NO: 240VAC, 8 (1.6) A NC: 120VAC, 6 (1) A NO: 120VAC, 8 (1.6) A 24VDC, 4A
<b>Optical indicator</b>	LED
<b>Connection</b>	5-pole terminal, clamping torque 0.5Nm max.: rigid wire 2.5mm <sup>2</sup> stranded wire (with wire end ferrule) 1.5mm <sup>2</sup>
<b>Mounting</b>	clip for 35mm DIN rail, EN60715
<b>Casing</b>	plastic according to UL94 V-0, light grey
<b>Dimensions</b>	77 x 60 x 43mm
<b>Weight</b>	approx. 0.2kg
<b>Fitting position</b>	vertical
<b>Operating / Storage temperature</b>	0 to +60°C (+32 to +140°F) / -20 to +80°C (-4 to +176°F)
<b>Operating / Storage humidity</b>	max. 90% RH (non-condensing)
<b>Protection type</b>	IP20



Connection diagram



Example of connection



Art. No.	Operating voltage	Setting range temperature	Setting range humidity	Approval
01230.0-00	230VAC, 50/60Hz	0 to +60°C	50 to 90% RH	VDE + UL File No. E164102
01230.9-00	120VAC, 50/60Hz	+32 to +140°F	50 to 90% RH	UL File No. E164102
01230.9-01	120VAC, 50/60Hz	0 to +60°C	50 to 90% RH	UL File No. E164102